

July 17 - July 21, 2023

FCS Summer Camp Weekly Newsletter

Session 05



Welcome

IN THIS ISSUE

PEEK INTO OUR CAMP PROGRAMS

TRY THESE ACTIVITIES AT HOME

LISTENING IN

PHOTO GALLERY

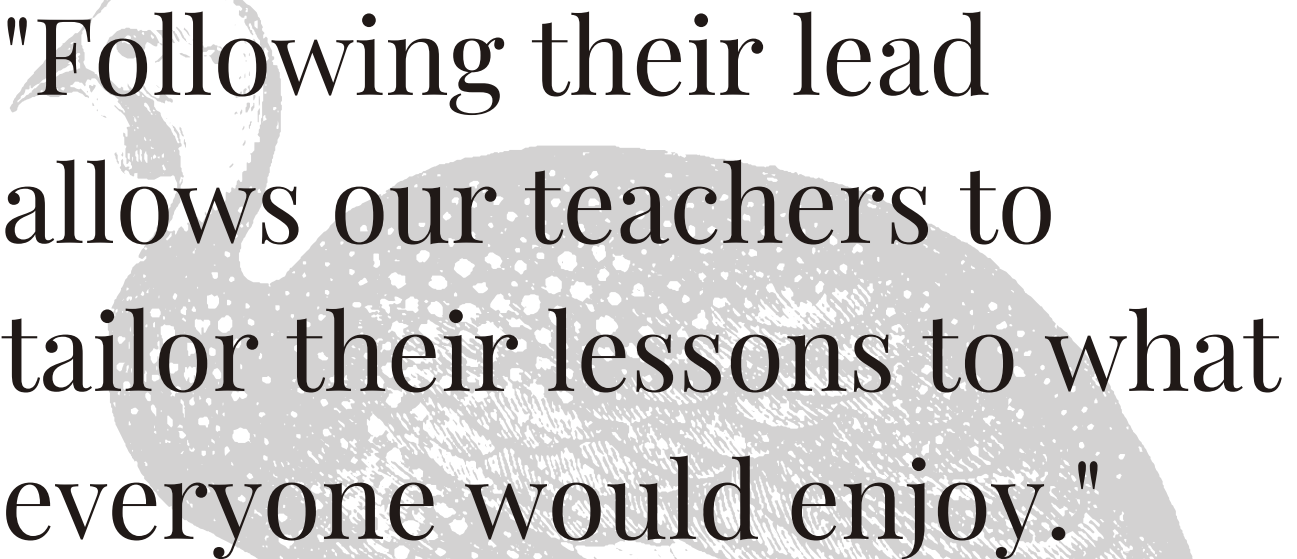
LINK TO VIDEO COLLAGE

WRITTEN BY:

SUPPORT STAFF AND
CAMP ADMINISTRATORS

Welcome

— Introduction



"Following their lead allows our teachers to tailor their lessons to what everyone would enjoy."



Van Nguyen
Director of Operations
Summer Camp Director

Welcome to our camp!

This week, in an alternative reality existing within the imaginations of our creative Mystery Podcast campers, I had disappeared without a trace.

When Gillian and I designed the framework of our camp program months ago, we knew there were some core camp subjects that will operate, but the vast majority of our camps were designed by our teachers.

In the spirit of progressive education, our camp teachers act as facilitators throughout the week. Our campers bring with them not just enthusiasm, but their own perspectives and ideas that enrich their experiences at camp. Following their lead allows our teachers to tailor their lessons to what everyone would enjoy.

From cardboard cities to "true" crime podcasts, we are proud to be a place where kids can be kids.

05A1



Little Explorers (Under the Stars)
Led By: Brenda Alvarado
Assisted by: Jasmine Cerritos

Little astronomers looked to the sky this week to learn all about the sun, moon, and stars. They made star mobiles and created shadow drawings using light from our sun.

05B1



FCS Farms
Led By: Lauren Hill
Assisted by: Ani Arzoumanian

Campers became caretakers for FCS, tending to our guinea fowl, watering plants, and bringing home their own growing creations.



05B3

Baking & Art
Led By: Ania Hendy
Assisted by: Megan Kellenberger and Volunteer Sydney Griffin

Campers flexed their culinary and artistic muscles this week. They learned how to use flour, sugar, salt, and butter to make food and how to use food, like potatoes and salt, to make art!

05B4



Bugs All Around Me
Led By: Mirsa Schulman

Young scientists continued their entomology journey, finding new bugs in nature, studying them up close, and learning how to talk about them in Spanish.

05C1



Artist Studios
Led By: Keely Kozak
Assisted by: Tyler Washington

Artists experimented with pattern, shape, texture, and form to create innovative sculptures and 3D art, and even a giant box fort!

05C2



Ancient History Art
Led By: Sandra Haw
Assisted by: Crystal A. Robinson

Young historians journeyed back in time to draw inspiration for their art, finding muses in Stone Age cave paintings, ancient Egyptian hieroglyphs, and Roman shields.


05C3



Wilderness Skills & Archery
Led By: Brian Belstock

Adventurous campers went to the woods, learning orienteering, trail etiquette, shelter building, knot-tying, and fire-building.

05D1



Mystery Podcast

Led By: Daniela Rivandiera

Assisted by: Crystal Shay Robinson

Have you ever thought about how your favorite podcast is made? Campers this week discovered the answer as they scripted, recorded, and edited an original mystery story about camp. Give it a listen!

05D2



Archery & Wilderness

Led By: Mark Evans

Archers perfected their form and took aim this week. They refined their skills, increasing their accuracy, speed, and strength throughout the week.



Alexia shows off her tongue depressor snake

Welcome

Try this @Home



Here are some ideas that you can do at home!



Go on a Bug Walk

In our busy lives, it's easy to forget about all the interesting and cool things that surround us. Try taking some time to remind yourself by going for a bug walk.

Our campers looked under logs and rocks for centipedes and roly-polys, in the dirt for worms, grubs, and ants, and in fields for butterflies, ladybugs, and moths.

What interesting bugs can you find near your house?



Left: Volta digs under a log to find a centipede

Top: Nati looks at her worm in her bug catcher

Above: Roann examines the dirt for creepy crawlies

Build a Box Fort

Do you have a plethora of boxes from Amazon deliveries? Instead of immediately tossing them, try building a box fort!

Keep the boxes intact and stack them to make walls, or break the boxes down, cut them up, and refold and duct tape them to make more complicated structures.

Try decorating with construction paper, fabric scraps, or paint, or try (with an adult's help!) cutting windows and doors.

However you choose to make your fort, it's a great way to practice creativity and use your imagination.



Reuel shows us the door to the fort.



QiangQiang and Charlie confer on decor

How to Make a Podcast

Campers this week created an original mystery script starring our very own camp director Van!

Read all about the steps to creating your own gripping audio adventure, and have a listen to their podcast (and find out what happens to Van!) by following the QR code below.



The first step is coming up with a script. For a discussion based podcast, this may be a basic outline, but a story based podcast, like ours, needs a specific script with a narrator and different characters



Next, record! This may take several sessions, especially if you have a lot of characters. Don't worry if you mess up - you can re-record and fix it when you edit!

The final step is editing. Using special software, you will combine your audio tracks, add music and sound effects, remove distracting noises and awkward pauses, and make sure your final audio is polished and easy to understand.





Welcome

Listening in

Ever wonder what our campers say about their experience?



CAMPERS SAY...



WILLIAM

I learned to make papyrus and to write in hieroglyphics and now I can make my own paper.



ELLA

It was fun to run around school and take care of things, like when we watered all the plants.



ANDERSON

I learned that yeast is alive and makes bread fluffy and now I can bake and do art.



REUEL

Artist studio is great because it's easy to make each other laugh and you get to do art.

...THE BEST THINGS



SOPHIE


Mystery Podcast is really fun and we get to have a nice bonding experience while learning about podcasting.



COLIN

I loved archery because the glory of hitting the target is awesome.





Additional thanks to:

Romeo Garcia (Administrative Assistant)


Sheldon Henry (Director of Technology)


Ramiro Pecher (Facilities Manager)

Irma Guillén (Custodian)

Jasmine Vaughn (School Nurse)









Our Support Staff this week:

- Samantha McKay
- Pat Clark
- Ethan Clarkewallis
- Lottie PK





**Nurturing
lifelong learners,
courageous risk-
takers, and
joyous
peacemakers.**

OPEN HOUSES:

**October
through
January**



**Accepting applications
in select grades for
2023-24.**

**Application available
in September for
2024-25.**

FCS FRIENDS
COMMUNITY
SCHOOL

Quaker Progressive Education for Grades K – 8

www.friendscommunityschool.org



WELCOME

FCS SUMMER CAMP

SEE YOU NEXT WEEK!

FOR SESSION 06



Click here for a video slideshow!